




Assessment Schedule

Program	Annual Student Satisfaction	Exit Experience Survey	Graduate Surveys	
Teaching & Learning	All Students		All Students	
Preliminary Teaching Credential/ MA Learning& Teaching	(March)	May/ December	6 months/ 3 yrs	
Ed Specialist		May/ December	post grad	
Curriculum & Instruction		June	(January)	
				
Leadership & Counseling				
Ed.D.		June/ Final Course		
Educational Administration				
Higher Education				
School Counseling				
Clinical Mental Health Counseling				

Assessment Collection

Completed:

Records Collected:

Student Satisfaction – Web	128
Alumni Survey ('11 & '15) - Web	55
School Counseling Exit Survey –Scanned paper	14
Teaching & Learning Program Exit Survey- Scanned paper	194
Course evaluations individual records – Scanned paper	926

Coming soon:

Intern/ Student Teacher Evaluation- Web
Education Specialist TPE Rubric- Web
Education Administration Exit Survey - Web

Alumni Survey -Employment Status

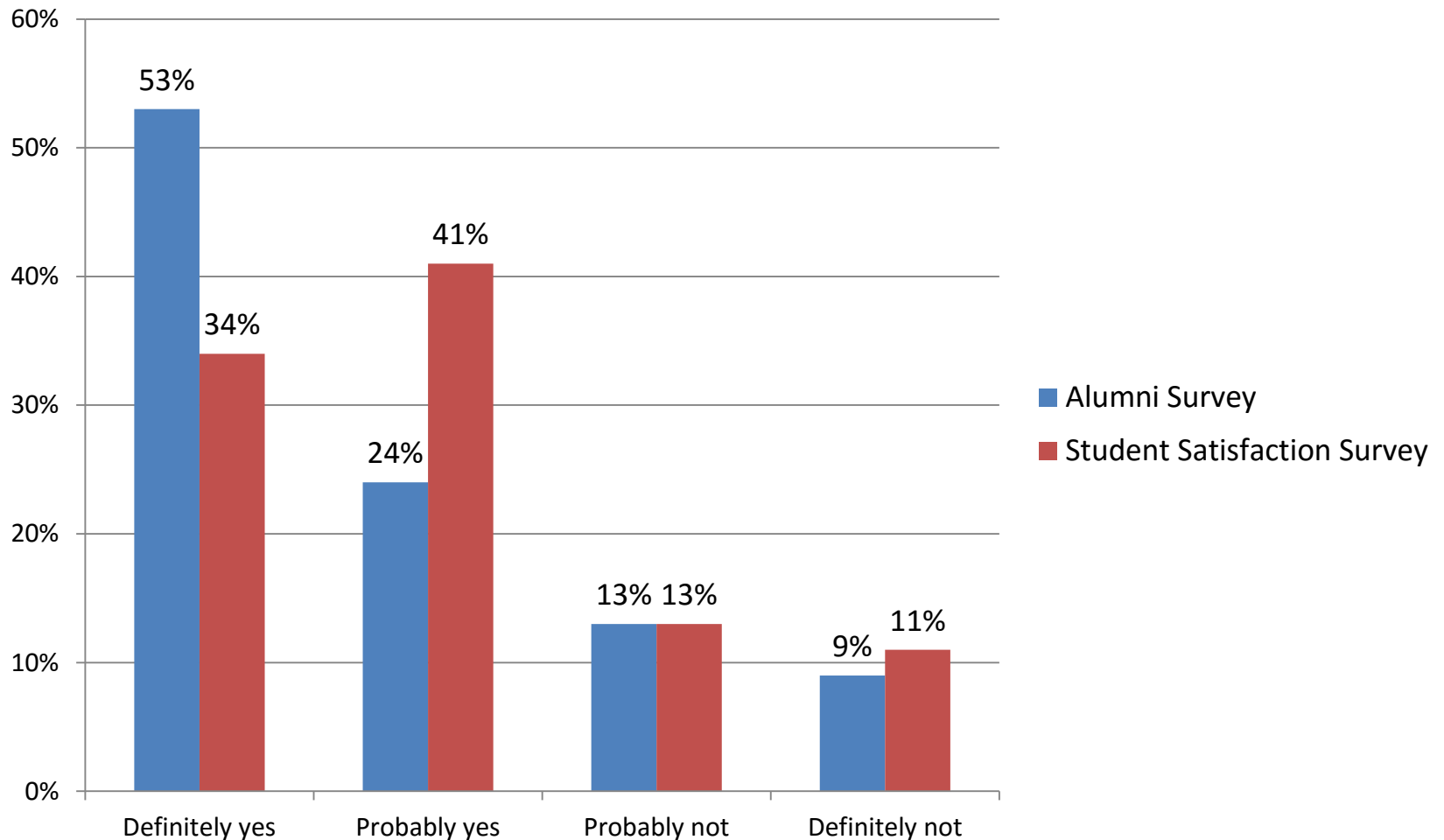
Full-time	81.82%
Part-time	10.91%
Unemployed, seeking employment	7.27%
Directly related to my graduate education	62%
Somewhat related to my graduate education	24%
Not related to my graduate education	14%
I received a promotion at my current place of work	10.64%
I sought out and was offered a new position related to my degree	48.94%
I sought out, but have been unable to find a position related to my degree	4.26%
I remained in the position I had prior to completing my degree at U of R	17.2%
My degree helped significantly in obtaining my current employment	48%
Moderately helped	28%
Did not help	24%

Alumni Survey - Diversity

How well did the School of Education prepare you for interacting with people who are different than you?

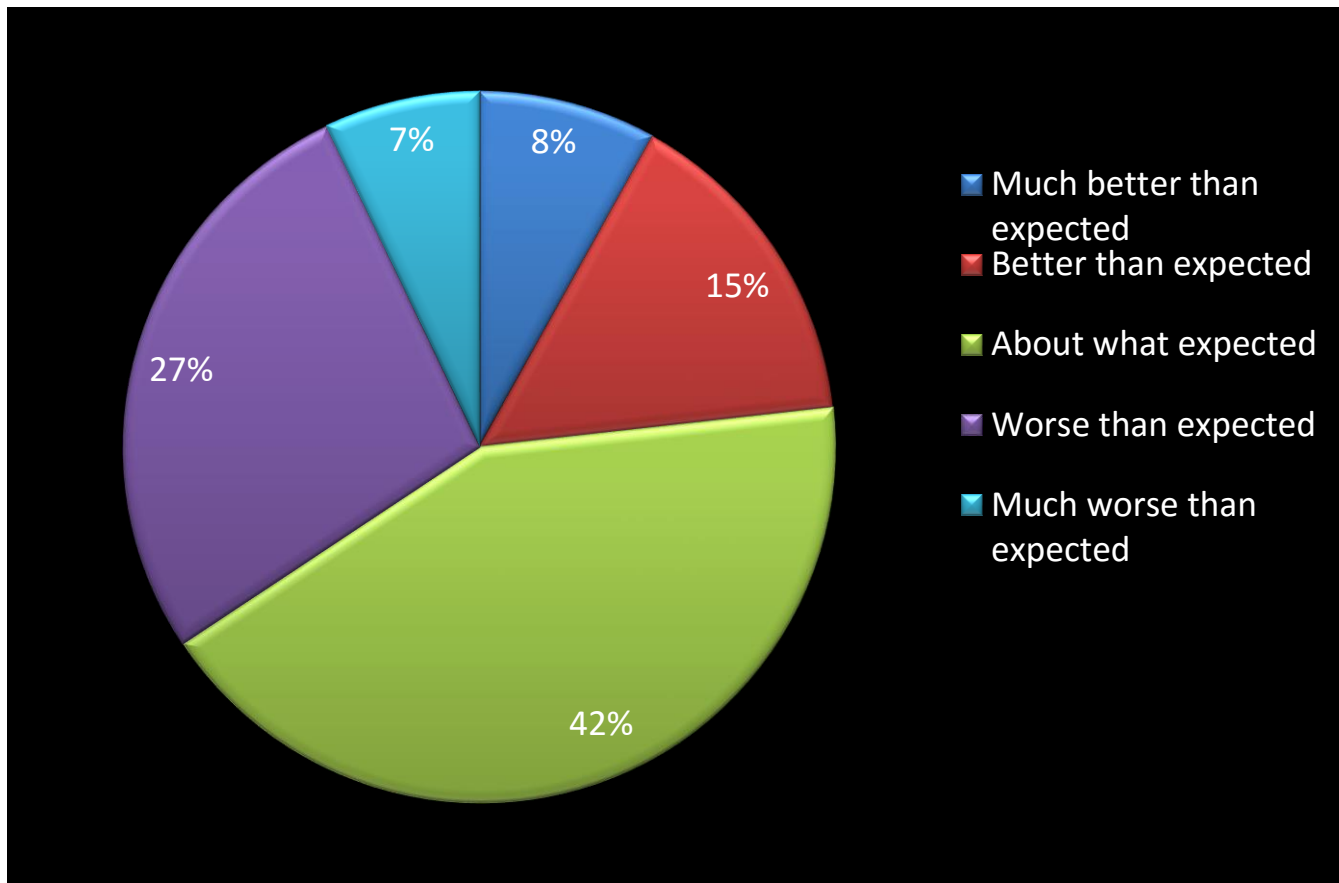
	Poor	Fair	Good	Excellent	Rating Average
People from other cultures or countries	5	2	20	16	3.09
People of different race or ethnicity	5	2	18	18	3.14
People from a different religious perspective	5	5	16	18	3.07
People from a different economic background or status	6	2	17	20	3.13
People with a different sexual orientation	5	2	18	18	3.14
People with a different political viewpoint	5	6	15	19	3.07

Would you choose Redlands Again?



Student Satisfaction Survey

So far, how has your experience met your expectations?



Student Satisfaction Survey

